








Legend

-  Red Line Boundary
-  Existing Buildings
-  Existing Landscaping
-  Existing Landscaping Removed
-  Indicative Proposed Landscaping

Intelligent Residential Design

Architecture | Design | Planning
 M | 07768 013594 E | jglassford@btinternet.com

client		
project Sturdee Farm Burton on the Wolds		
project no 00A000	drawing no PA/01	
drawing description - Proposed Site Layout		
scale 1:1000 @ A3	date drawn February 2021	rev A

Sturdee Poultry Farm



PROPOSED SITE LAYOUT 1:1000